



**PERFORMANCE**



# LS376/525

P/N 19301360 ■ 525 hp @ 6,300 rpm ■ 489 lb.-ft. @ 4,400 rpm

## Fuel-injected ferocity for performance cars of all ages

- Aluminum Cylinder Block with 6-Bolt, Cross-Bolted Mains
- Nodular Iron Crankshaft
- ASA Hot Cam with .525"/.525" Lift
- Aluminum, L92-Style Rectangular Port Heads
- 2.165" Intake and 1.590" Exhaust Valves
- High-Rate Beehive Valve Springs
- 525 HP/489 lb.-ft. Torque



Crate Engine Only: [See Site for Pricing](#)

*Not all items shown are included in all crate engine levels. Prices subject to change. See dealer for details.*

### LS376/525 TECH SPECS

<b>Part Number:</b>	19301360	<b>Cylinder Heads (P/N 12629063):</b>	Aluminum L92-style port; as cast with 68cc chambers
<b>Engine Type:</b>	LS-Series Gen IV Small-Block V-8	<b>Valve Size (in):</b>	2.165 intake / 1.590 exhaust
<b>Displacement (cu in):</b>	376 cu in (6.2L)	<b>Compression ratio:</b>	
<b>Bore x Stroke (in):</b>	4.065 x 3.622 (103.2510.7:1)	<b>Rocker Arms (P/N 12569167 int):</b>	Investment cast, roll trunnion
<b>Block (P/N12623967):</b>	Cast aluminum with 6-bolt, cross-bolted main caps	<b>Rocker Arms (P/N 10214664 exh):</b>	Investment cast, roll trunnion
<b>Crankshaft (P/N 12597569):</b>	Nodular iron	<b>Rocker Arm Ratio:</b>	1.7:1
<b>Connecting Rods (P/N 12607475):</b>	Powdered metal	<b>Recommended Fuel:</b>	92 octane
<b>Pistons (P/N 19207287):</b>	Hypereutectic aluminum	<b>Maximum Recommended RPM:</b>	6,600
<b>Camshaft Type (P/N 88958770):</b>	Hydraulic roller	<b>Reluctor Wheel:</b>	58X
<b>Valve Lift (in):</b>	0.525 intake / 0.525 exhaust	<b>Balanced:</b>	Internal
<b>Camshaft Duration (@0.050 in):</b>	226° intake / 236° exhaust		

[www.crateenginedepot.com](http://www.crateenginedepot.com)



**PERFORMANCE**

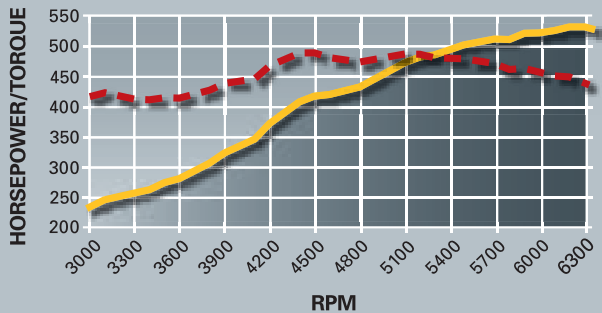


# PERFORMANCE

# LS376/525

## Additional Components

### LS376/525 DYNO CHART



Horsepower: 525 @ 6,300 rpm

Torque (lb-ft): 489 @ 4,400 rpm


### BIG HORSEPOWER IN A CONVENIENT PACKAGE

That's the gist of the Chevrolet Performance Crate Engine program – the most comprehensive line of performance engines, ready for everything from the street to the strip. Offering packages from short blocks to turn key engines, in a variety of displacements and horsepower/torque ratings, we have something for every enthusiast.

Check out our entire selection in the Chevrolet Performance Parts catalog.



### SELECT THE PARTS BELOW TO FINISH YOUR CRATE ENGINE AND GET RUNNING IN LESS TIME!



**19299055**  
**SuperMatic™ 4L70-E Four-Speed Automatic Transmission**  
A durable, easy-cruising four-speed overdrive automatic transmission; electronically controlled for more precise, fuel-saving performance.




**19302405**  
**Transmission Controller**  
Required when using a GM electronically controlled automatic transmission. Includes wiring harness, software and connector for laptop computer.



**19299803**  
**SuperMatic™ Torque Converter**



**19301620**  
**T56 Super Magnum Six-Speed Manual Transmission**




**19259261**  
**LS376/525 Controller Kit**



**19155067**  
**Corvette Accessory Drive Kit**



**19301246**  
**Air Inlet Kit for LS-Based Crate Engine Installation**



**19212593**  
**Muscle Car Oil Pan Kit**



Chevrolet Performance Crate Engines include a 24-month or 50,000-mile/80,000-kilometer limited warranty.



Chevrolet Performance does not utilize any used or remanufactured parts in this crate engine, except for the starter, alternator and power steering pump.

[www.crateenginedepot.com](http://www.crateenginedepot.com)



# PERFORMANCE

Every effort is made to make this sell sheet comprehensive and factual. We reserve the right, however, to make changes at any time, without notice, to materials, equipment, specifications, and availability. Specifications, dimensions, measurements, ratings, and other numbers are based upon design and engineering information, prototypes and laboratory tests. Since some information may have been updated since the time of printing, please check with your dealer for complete details.