



PERFORMANCE



CrateEngineDepot.com

Grayslake, IL

877-441-5150

www.crateenginedepot.com

LS7 7.0L

P/N 19244098 ■ 505 hp @ 6,300 rpm ■ 470 lb.-ft. @ 4,800 rpm

A living legend with 427 classic cubic inches!

- Aluminum Cylinder Block with 6-Bolt Cross-Bolt Mains
- Titanium Rods and Forged Steel Crankshaft
- Rectangular-Port Cylinder Heads
- Hydraulic Roller-Style Camshaft with .510"/.540" Lift
- O.E. in Z0-6 Corvette and Z-28 Camaro!
- Chevrolet Performance Crate Engines include a 24-Month or 50,000-Mile/80,000-Kilometer Limited Warranty



Crate Engine Only: [See Site for Pricing](#)

Not all items shown are included in all crate engine levels. Prices subject to change. See dealer for details.


LS7 7.0L TECH SPECS

Part Number:	19244098	Cylinder Heads (P/N 12578449):	CNC ported LS7 style ports
Engine Type:	LS-Series Small-Block V-8		70cc CNC combustion chambers
Displacement (cu in):	427 (7.0L)	Valve size (in):	2.200 titanium intake / 1.610 sodium-filled exhaust
Bore x Stroke (in):	4.125 x 4.000 (104.8 x 101.6mm)	Compression Ratio:	11.0:1
Block (P/N 12602689):	Cast-aluminum with 6-bolt steel main bearing caps	Rocker Arms:	Investment-cast, roller trunnion
Crankshaft (P/N 12641692):	Forged steel	Rocker Arm Ratio:	1.8:1 (offset, intake only)
Connecting Rods (P/N 12586258):	Forged titanium	Recommended Fuel:	91 octane
Pistons:	Hypereutectic aluminum	Maximum rpm:	7,000
Camshaft Type (P/N 12638426):	Hydraulic roller	Reluctor Wheel:	58X
Camshaft Lift (in):	.591 intake / .591 exhaust	Balanced:	Internal
Camshaft Duration (@.050 in):	211° intake / 230° exhaust		

www.crateenginedepot.com



PERFORMANCE



PERFORMANCE

LS7 7.0L

Additional Components

LS7 7.0L DYNO CHART



Horsepower: 505 @ 6300 rpm

Torque (lb-ft): 470 @ 4800 rpm


BIG HORSEPOWER IN A CONVENIENT PACKAGE

That's the gist of the Chevrolet Performance Crate Engine program – the most comprehensive line of performance engines, ready for everything from the street to the strip. Offering packages from short blocks to turn key engines, in a variety of displacements and horsepower/torque ratings, we have something for every enthusiast.



Check out our entire selection in the Chevrolet Performance Parts catalog.

SELECT THE PARTS BELOW TO FINISH YOUR CRATE ENGINE AND GET RUNNING IN LESS TIME!



19299055
SuperMatic™ 4L70-E Four-Speed Automatic Transmission
A durable, easy-cruising four-speed overdrive automatic transmission; electronically controlled for more precise, fuel-saving performance.




19302405
Transmission Controller
Required when using a GM electronically controlled automatic transmission. Includes wiring harness, software and connector for laptop computer.



19299802
SuperMatic™ Torque Converter



19301246
Air Inlet Kit for LS-Based Crate Engine Installation




10465385
LS-Series Starter



19155067
Corvette Accessory Drive Kit



25534412
Oil Hose Adapters



19258553
LS7 Controller Kit



Chevrolet Performance Crate Engines include a 24-month or 50,000-mile/80,000-kilometer limited warranty.



Chevrolet Performance does not utilize any used or remanufactured parts in this crate engine, except for the starter, alternator and power steering pump.

www.crateenginedepot.com



PERFORMANCE

Every effort is made to make this sell sheet comprehensive and factual. We reserve the right, however, to make changes at any time, without notice, to materials, equipment, specifications, and availability. Specifications, dimensions, measurements, ratings, and other numbers are based upon design and engineering information, prototypes and laboratory tests. Since some information may have been updated since the time of printing, please check with your dealer for complete details.