



**PERFORMANCE**

# 350 HO Turn-Key

P/N 19210009 ■ 330 hp @ 5,000 rpm ■ 380 lb.-ft. @ 3,800 rpm



CrateEngineDepot.com


Grayslake, IL

877-441-5150

www.crateenginedepot.com

**From air cleaner to oil pan,  
this affordable and powerful  
350 comes with it all**

- Cast-Iron Cylinder Block with 4-Bolt Mains
- Vortec-Style Cast-Iron Cylinder Heads
- Nodular-Iron Crankshaft
- Hydraulic Flat-Tappet Camshaft with .435"/.460" Lift
- Intake Manifold and Distributor Installed
- 330 HP/380 lb.-ft. Torque
- Chevrolet Performance Crate Engines include a 24-Month or 50,000-Mile/80,000-Kilometer Limited Warranty



Crate Engine Only: **See Site for Pricing**

*Not all items shown are included in all crate engine levels. Prices subject to change. See dealer for details.*

## 350 HO TECH SPECS


<b>Part Number:</b>	19210009	<b>Cylinder Heads (P/N 12558060):</b>	Vortec iron; 64cc chambers
<b>Engine Type:</b>	Chevy Small-Block V-8	<b>Valve Size (in):</b>	1.940 intake / 1.500 exhaust
<b>Displacement (cu in):</b>	350	<b>Compression Ratio:</b>	9.1 Nominal
<b>Bore x Stroke (in):</b>	4.000 x 3.480	<b>Rocker Arms (P/N 10089648):</b>	Stamped steel
<b>Block (P/N 10105123):</b>	Cast-iron with 4-bolt main caps	<b>Rocker Arm Ratio:</b>	1.5:1
<b>Crankshaft (P/N 14088526):</b>	Nodular iron	<b>Water Pump (P/N 88894341):</b>	Cast iron, long-style
<b>Connecting Rods (P/N 10108688):</b>	Powdered metal steel	<b>Flexplate (P/N 14088765):</b>	12.750"
<b>Pistons (P/N 12514101):</b>	Cast-aluminum	<b>Recommended Fuel:</b>	92 octane
<b>Camshaft Type (P/N 24502476):</b>	Hydraulic flat tappet	<b>Ignition Timing:</b>	Base 10° BTDC, 32° Total
<b>Camshaft Lift (in):</b>	.435 intake / .460 exhaust	<b>Maximum Recommended rpm:</b>	5,500
<b>Camshaft Duration (@.050 in):</b>	212° intake / 222° exhaust	<b>Balanced:</b>	External

**NOTE:** Distributor with melonized steel gear **MUST** be used with long-blocks and Partial engines with steel camshafts, or engine damage will occur.

www.crateenginedepot.com



**PERFORMANCE**

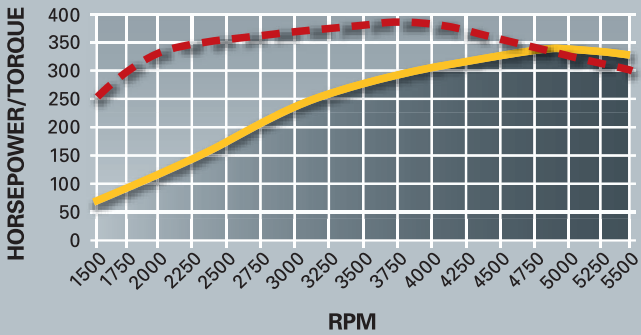


# PERFORMANCE

# 350 HO Turn-Key

## Additional Components

### 350 HO DYNO CHART



Horsepower: 330 @ 5000 rpm

Torque (lb-ft): 380 @ 3800 rpm

### BIG HORSEPOWER IN A CONVENIENT PACKAGE

That's the gist of the Chevrolet Performance Crate Engine program – the most comprehensive line of performance engines, ready for everything from the street to the strip. Offering packages from short blocks to turn key engines, in a variety of displacements and horsepower/torque ratings, we have something for every enthusiast.



Check out our entire selection in the Chevrolet Performance Parts catalog.

### OTHER ENGINE OPTIONS FOR YOUR PROJECT



#### 19210008 350 HO Deluxe


Like the 350 HO Turn-Key crate engine, the 350 HO Deluxe is rated at 330 horsepower and 380 lb.-ft. of torque. The intake manifold, carburetor and distributor are included, but not installed.



#### 19210007 350 HO Base

All the same, important, power-building elements as the Turn-Key and Deluxe versions, but it comes without an intake manifold, carburetor or distributor.


### SELECT THE PARTS BELOW TO FINISH YOUR CRATE ENGINE AND GET RUNNING IN LESS TIME!



**19260380**  
Hydra-Matic 4L65-E  
Four-Speed Automatic  
Transmission



**19212657**  
Transmission  
Controller



**12361146**  
High-Torque  
Mini-Starter



**12497985**  
Chrome-Finish  
Aluminum Valve Covers,  
Center Bolt Design



**12497979**  
Aluminum Black  
Crinkle Valve Covers,  
Center Bolt Design



**19299800**  
Torque Converter



Chevrolet Performance Crate Engines include a 24-month or 50,000-mile/80,000-kilometer limited warranty.



Chevrolet Performance does not utilize any used or remanufactured parts in this crate engine, except for the starter, alternator and power steering pump.

[www.crateenginedepot.com](http://www.crateenginedepot.com)



# PERFORMANCE

Every effort is made to make this sell sheet comprehensive and factual. We reserve the right, however, to make changes at any time, without notice, to materials, equipment, specifications, and availability. Specifications, dimensions, measurements, ratings, and other numbers are based upon design and engineering information, prototypes and laboratory tests. Since some information may have been updated since the time of printing, please check with your dealer for complete details.